



Visualizations updates

Qlik Sense November 2023

Patric Nordström
Qlik

November 2023

Styling

Bullet chart styling – In SaaS July 11th

Styling for name and value labels for KPI – In SaaS July 18th

Font preview and bundled for printing – In SaaS Oct 3rd

Filter pane confirm and collapse settings – In SaaS Oct 17th

Line - vertical and horizontal lines as decorations – In SaaS Sept 12th

Text - new rich text chart – In SaaS Nov 7th

Straight Table

New table gets snapshots, image, pdf, monitoring – In SaaS July 18th

Multi page pdf from Straight Table – SaaS only Oct 10th

Other

Line chart show condition – In SaaS July 25th

Update Bookmark – In SaaS Sept 5th

Styling

An abstract network diagram composed of green lines and circles of various sizes, scattered across a dark blue background. The circles are connected by thin green lines, forming a complex, interconnected web. Some circles are larger than others, and the lines vary in length and orientation, creating a sense of dynamic movement and connectivity.

Bullet chart styling

Font styling expanded to more charts

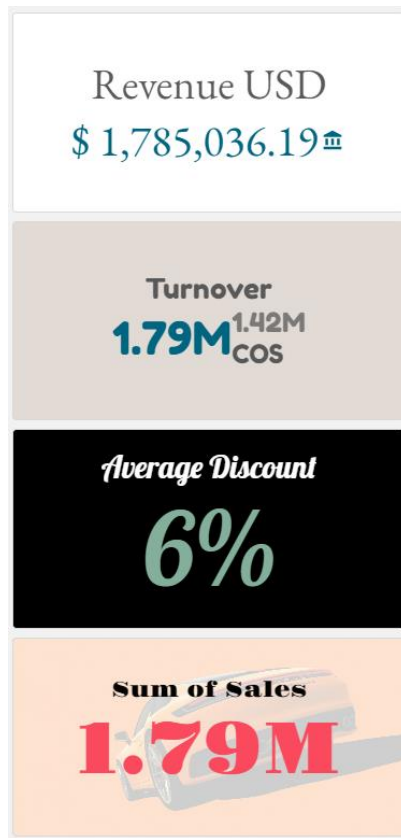
- Chart specific font styling for Bullet
 - Axis title
 - Axis value
 - Value label
- Set font family, size and color per chart



KPI styling

Font styling expanded to more charts

- Chart specific font styling
 - First and second measure
 - Title and value
- Set font family, size, weight and color per chart
- Note that conditional colors have a special section



The screenshot shows the Qlik styling interface with the following sections:

- Presentation**
 - Styling** (selected)
 - KPI Styling** (selected)
 - Reset all**
 - General** / **Chart** (selected)
- Alignment**
 - Left / Center / Right (Center selected)
- Layout behavior**
 - Fixed (selected)
- Styling mode**
 - Advanced options
- Show**
 - Show first KPI title
 - Show second KPI title
- Font size**
 - Font size slider

The right panel shows the **Styling mode** settings for the **Chart** section:

- Styling mode**
 - Advanced options
- First measure title**
 - Show title
 - Source Sans Pro, sans-serif
 - B / / U (B selected)
 - Font size: 100
- First measure value**
 - Source Sans Pro, sans-serif
 - B / / U (B selected)
 - Font size: 200
- Second measure title**
 - Show title
 - Source Sans Pro, sans-serif
 - B / / U (B selected)
 - Font size: 10
- Second measure value**
 - Source Sans Pro, sans-serif
 - B / / U (B selected)
 - Font size: 15

Font updates

Improving font handling

- Font preview in drop down
- Open-source fonts
- Same fonts everywhere on screen and in printing
- Old dashboards will look the same, new font only if actively going in and changing.
- You can use your own font, make a custom theme and include your font.

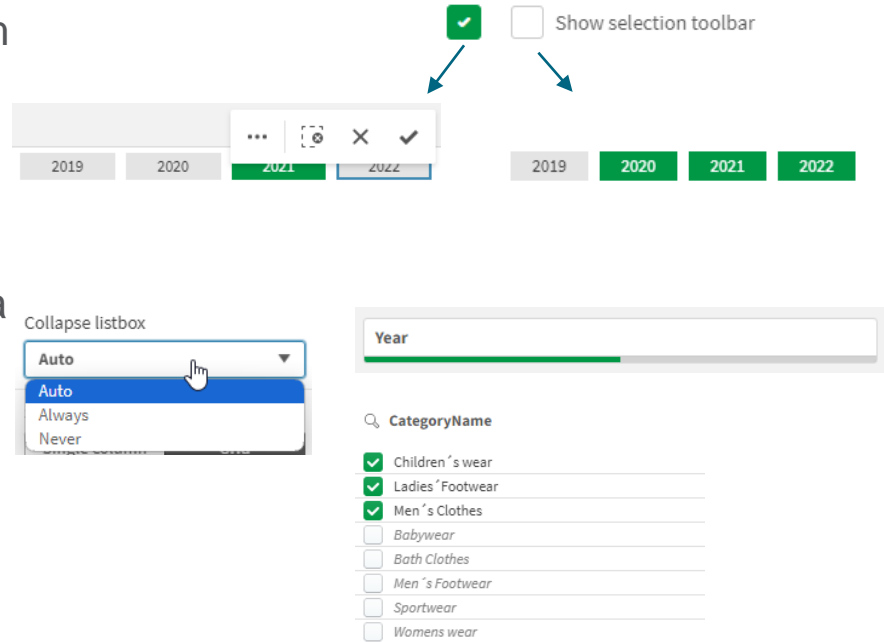
Theme fonts	Theme
Source Sans Pro, sans-serif	✓
All fonts	Default
Abril Fatface, serif	
BANGERS, FANTASY	
BEBAS NEUE, SANS SERIF	
EB Garamond, serif	
Fredoka One, fantasy	
GRADUATE, FANTASY	
Gravitas One, serif	
Indie Flower, fantasy	
Inter, sans-serif	
lobster, fantasy	
Montserrat, sans-serif	
Nixie One, sans-serif	
Noto Sans, sans-serif	
Open Sans, sans-serif	
PT Serif, serif	
Pacifico, cursive	
PERMANENT MARKER, FANTASY	
QlikView Sans, sans-serif	
Raleway, sans-serif	
Rammetto One, fantasy	
Roboto, sans-serif	
Source Sans Pro, sans-serif	✓
Titan One, fantasy	
Yanone Kaffeesatz, sans-serif	

Theme fonts	Theme
Source Sans Pro, sans-serif	✓
All fonts	Default
American Typewriter, serif	
Andalé Mono, monospace	
Arial Black, sans-serif	
Arial, sans-serif	
Bradley Hand, cursive	
Brush Script MT, cursive	
Comic Sans MS, cursive	
Courier, monospace	
Didot, serif	
Georgia, serif	
Impact, sans-serif	
Lucida Console, monospace	
Luminari, fantasy	
Monaco, monospace	
QlikView Sans, sans-serif	
Source Sans Pro, sans-serif	✓
Tahoma, sans-serif	
Times New Roman, serif	
Trebuchet MS, sans-serif	
Verdana, sans-serif	

Filter pane updates

Confirm selection and collapse settings

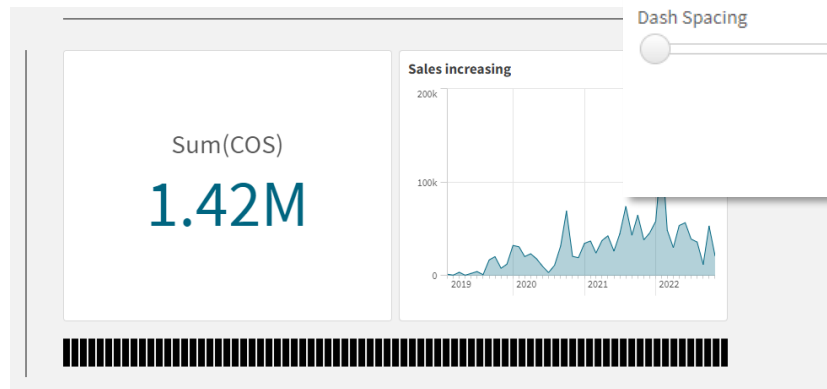
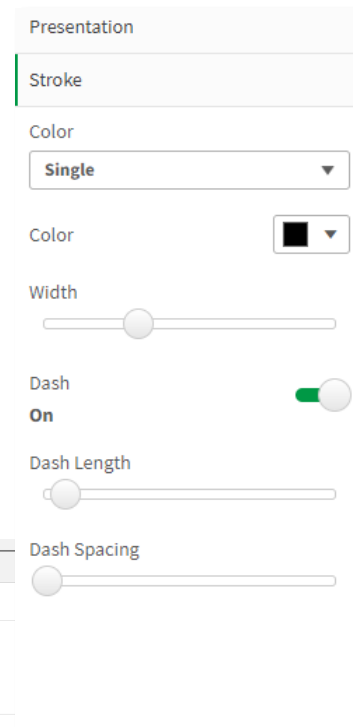
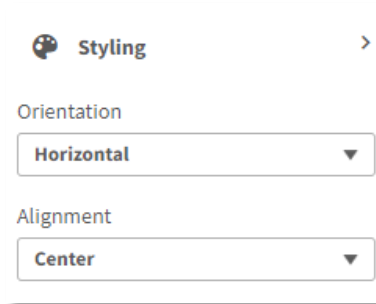
- Option to select directly, no need to confirm the selection
- Control when to collapse: Always, Never, Auto
- Useful for controlling style behavior and especially when using grid mode to make a row of buttons.
- Tips for a nice-looking button bar:
 - Uncheck show selection bar
 - Switch off sort by state
 - Turn on compact view
 - Center align text
 - Switch off title
 - Switch off search



Line

Add dividers and decorations to your dashboard

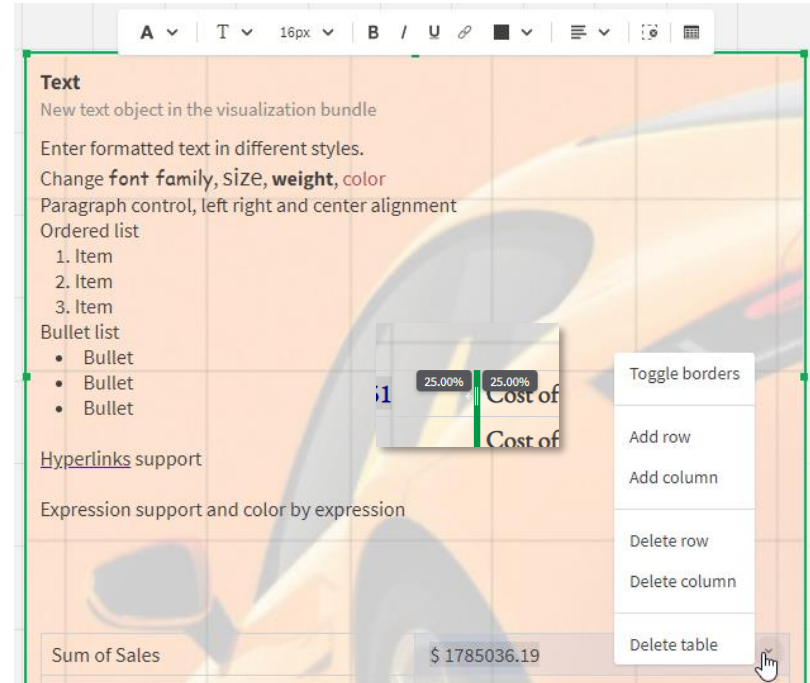
- Useful for
 - Separating and grouping content that belongs together
 - Creating bespoke dash boards
- Features
 - Line width
 - Line color
 - Vertical or horizontal
 - Line style, solid or dashed
- Works best in non card themes and the new coming layout container.



Rich text chart

Add formatted text and ad hoc tables

- Useful for
 - Measure tables
 - Formatted output
 - Controlled text
- Features
 - Font family, size, color, style
 - Paragraph list, bullets
 - Tables with columns and rows
 - Border color and width
 - Expressions, color by expression



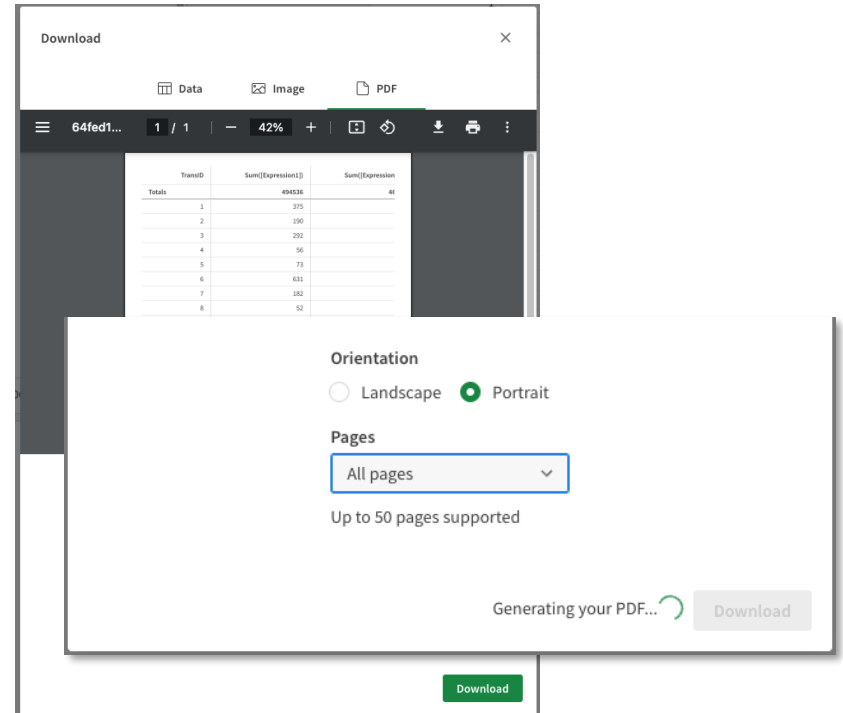


Straight Table

Straight table improvements

Multi page PDF download, monitor, snapshot

- Straight table in visualization bundle incremental updates
- Other
 - Monitoring charts
 - Snapshots
 - Download as image
- Multi page PDF (SaaS Only)
 - Download up to 50 pages
 - Totals included, top or bottom





Other

Line chart show conditions

Show dimensions and measures based on expressions

- Bar chart in August, now also for the Line chart
- More control to app developers
- Toggle dimension and measures using show condition expression
- Great for tailoring the bar chart using variables and user switches
- Also for alternative dimensions and measures

Show dimension if

vDim='Geo'	<i>fx</i>
------------	-----------

Show measure if

vMeas='Sales'	<i>fx</i>
---------------	-----------

Update bookmark

Update selection in bookmark

- New option for bookmark:
- *“Update selection”*
- Many customers have been asking for a way to edit bookmark.
- Convenient, no need to delete and create new bookmark just because the selection should change.
- Note, bookmarks can be made dynamic, check out [Qlik Help](#) for more info.

▼ My bookmarks (1)

Title

Update bookmark

Description

Bookmarks can now be updated:
1. Make a new selection
2. Click "Update" to store the new selection.

Location: Update Bookmark

Layout state: Saved

Variable state: Saved

<default state>:

Selections: Country

Set expression

[<Country={'Canada';'Brazil';'Finland';'Denmark'}>]

Copy