



DATA WAREHOUSE MIGRATION FROM ON-PREMISE TO CLOUD

Snowflake Riga Meetup

Henrik Norhøj Nielsen, Regional Principal Sales Engineer I | 12.9.2024

Why migrate from on-premise to cloud?



**Reduce
infrastructure
dependency
= Lower TCO**

**Simplified &
Streamlined
architecture**

**Stability of
Platform / Isolation
of compute
resources**


**Performance &
Security
improvements**

**Future-proof
capabilities**



3 Questions That Should be Asked About Migration to Snowflake

What really needs to be migrated to Snowflake?



What are the common characteristics of successful migrations to Snowflake?



Which migration approach should you adopt?



Migration Approach



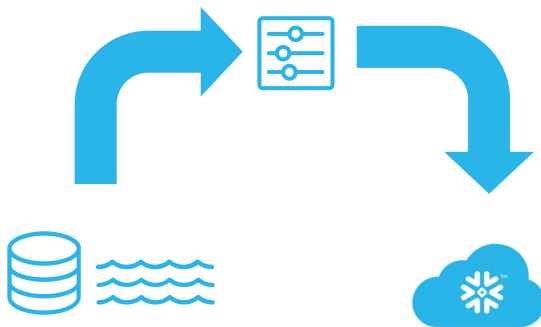
Migration Approaches

Complete Lift and Shift



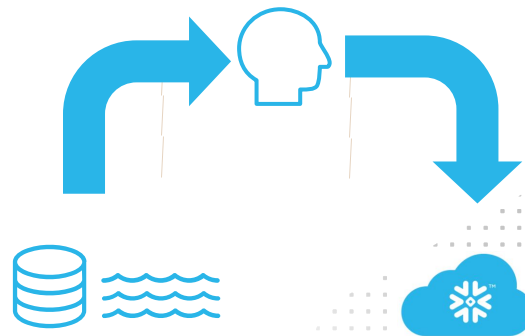
Legacy Data Warehouse
/ Data Lake

Pragmatic Lift & Adjust



Legacy Data Warehouse
/ Data Lake

Complete Redesign



Legacy Data Warehouse
/ Data Lake

Increased complexity and time to deliver

Lift & Shift

By priority or business grouping

Planning

- Inventory and dependencies
- Project and resource plan
- Kickoff migration

Data Migration

- Migrate historical data
- Unit test
- Resolve issues

Data Validation

- Freeze legacy system data
- Compare all data
- Validate data security

User Acceptance

- Stakeholders validate data and reports
- Validate SLAs and performance
- Parallel execution and approval



(Database) Code Conversion

- Convert database objects
- Unit test
- Resolve issues

Data Ingestion

- Develop or repoint pipelines
- Unit test
- Resolve issues

Reporting and Analytics

- Repoint platforms
- Unit test
- Resolve issues

Deployment

- Final review and approval
- Operational readiness
- Migrate and turn over to Support

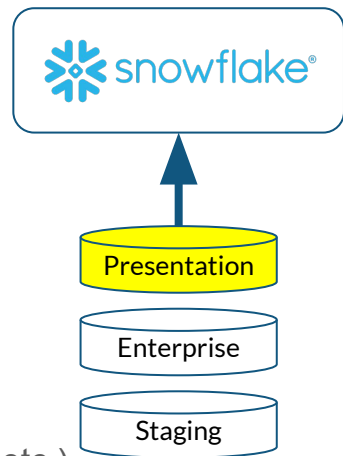
Program & Change Management Plus Training



Pragmatic Lift & Adjust

Common approach - Phased migration

- 1) Phase 1 - Benefits: better user experience
 - a) start with replicating **presentation layer** to Snowflake
 - b) Repoint BI and end user tools to Snowflake
- 2) Phase 2 - Benefits: modernize/migrate without disrupting users
 - a) Can be 1:1 migration of data pipelines to Snowflake
 - b) Can be a migration from legacy tool (like SSIS) to modern tool (like Matillion, dbt, etc.)
 - c) Reimplementation of ETL processes allow for reevaluation / reengineering
- 3) Final phase
 - a) Run old and new system in Parallel, until new setup has been validated
 - b) Hypercare
- 4) Decommission old system



Key Risks & Mitigations

Risk	Mitigation
Solution Complexity : Legacy solution + Lack of Snowflake Understanding	Knowledge Transfer : Professional Services Best Practices
Inheriting Design Compromises : Migrating sedimentary solutions and poor design decisions	Pragmatic Design : Re-design or migrate architecture components
Technology Trap : <i>“Pushing a round peg in a square hole”</i>	Understand : Legacy Platform and Snowflake differences. Use Best Practice. Document and socialize <i>lessons learned</i> as you go.
Increased (hidden) Technical Debt : <i>“Kicking the can down the road”</i>	Plan to refactor : Document compromises. Accept or plan to refactor.



Snowflake Engagement Approach

Step 1

SnowConvert - Code Conversion Analysis

Tables

Views

Functions

Procedures

Scripts

ETL Jobs

FREE Automated code analysis and cost estimate for specific systems to understand if there are any major functional issues with moving the code base to Snowflake

Assessment

Step 2

Migration Readiness Assessment

Database Code

Data Migration

Data Ingestion

Reporting & Analytics Tools

Data Validation

Environments & Security

Workload Optimization

Project Management

Two week engagement to scope and estimate effort for all aspects of the migration plan.

Migration

Step 3

Migration Execution

Required Resources

- Snowflake
- Customer
- System Integrator

Lift & Shift

Data Replication

Parallel Run

Successful migrations will require the involvement of customer resources that know the data and the business processes, Snowflake PS expertise and automation, and System Integrators to help with testing and validation efficiency

Step 4

Post-Migration

RSA Engagement

Model Optimization

ETL Modernization

New Use Cases, AI, ML

Post migration Snowflake can help focus on inefficient areas of the data model that have been lifted and shifted to Snowflake which can be improved to help reduce consumption costs. Additionally ETL may be modernized to an ELT process more favorable to the cloud



Migration Expertise



Migration Team Experience



35+ Snowflake
Migration Architects



150+ Migration
Readiness
Assessments
Performed




300+ Million Lines of
Analyzed & Converted
Legacy Code



Over 100 successful
migration
engagements.

Support for a Migration to Snowflake

Documentation




Migration Reference Manuals available for most large legacy platforms.

Code Conversion Services



Snowflake has automation tools to address converting database objects, SQL, database scripts and ETL technologies.



Not the full list

Migration Services



Professional Services has a scalable, repeatable methodology and tools to help our customers with their migration to Snowflake. In addition, Resident Migration Architects are available to help augment your project team.

Implementation & Solution Partners



Our Snowflake Solution Partners have experience migrating customers from other Data Warehouse platforms to Snowflake.

Migration Reference, Documentation & Tools

What next?

- [Snowflake Migrations Master Class - online videos](#)

Tools, Reference, Documentation

- Spark/pyspark [Snowconvert - Convert from Spark to Snowpark](#) (free assessment)
- Relational DBs [Snowconvert - Convert from RDBMS to Snowflake](#) (free assessment)
- Oracle [Oracle to Snowflake Migration Kit](#)
- SQL Server [SQL Server to Snowflake Migration Reference](#)
- Teradata [Teradata to Snowflake Migration Reference](#) - [Kit](#)

Questions?



Thank You!

