

Qlik trainings

Qlik Partner

Authorized

Training
Partner

Qlik Courses Catalog

Baltics & Finland

Qlik | THE INFOTRUST



Qlik Baltics & Finland Education in Figures



4 countries where
we deliver public or
private trainings



400+ participants



3 languages
(English, Lithuanian,
Latvian)



10+ years Qlik
certified trainings
delivery experience



3 certified and
experienced instructors



10 role-based
Qlik courses

Training Format Options



Instructor-led

This delivery method is a traditional, in-person classroom training approach, where our expert instructor leads a group of students through demonstrations and hands-on exercises.



Virtual Instructor

This delivery method is a live instructor-led course, held in virtual classrooms online. Students access the courses via web conferencing technologies and are provided access to software via a cloud-based solution. An instructor leads a group of students through demonstrations and hands-on exercises. A private option for delivery to your organization is also possible.



Private Training






Private training is a perfect option when you have a minimal group of 4 users who need the same training. Private classes can be held at your facility, virtually, or a combination of classroom and virtual. For your company only.

What participants are getting:

- access to online trainings material (valid for 6 month);
- confirmation of attendance of the trainings;
- learning with an experienced instructor;
- possibility to ask questions and interact with other students.

Role-based Education

All our training options are role-based, to ensure that all essential job-related tasks are covered in each role's core courses, while tasks that apply to only certain users, as well as advanced tasks, are covered in elective master courses

 Business User	Use pre-built applications to analyze data and make informed data driven decisions
 Business Analyst	Create powerful, clean, cutting-edge visualizations. Learn best ways to help users explore information and gain critical insights on multiple devices
 Data Architect	Manage and consolidate data from different tables and sources and integrate them into a clean dashboard interface
 System Administrator	Manage security and platform architecture, including reloading and publishing of documents
 Enterprise Architect	Architect and secure your Qlik platform, user accessibility and application access rule administration

Words From Our Attendees

”

I really enjoyed the course! It was highly informative, full of practice and incredibly useful: exactly what I needed. I've learned a lot and even would have preferred having a third day of additional practice just to reinforce gained knowledge and practical skills. However, since all the training material is available online for a half a year, I can easily practice in creating certain visualizations on my own. All in all, the training was truly excellent and delivered with a high level of professionalism. I highly recommend the course „Create Visualizations with Qlik Sense“!

”

The trainings are very well structured and The Infotrust lecturers are simply the best. Trainings material is clearly presented and all questions are answered. Theoretical knowledge is immediately applied to practical tasks.

”

Thank you for the "Data Modeling for Qlik Sense" 3 days training sessions. They were incredibly insightful and beneficial. I particularly appreciated the teaching style: the pace was just right, allowing me to successfully complete all practical tasks. The overall quality of the trainings was excellent!



Table of Contents

Find here all the information you need about Qlik's portfolio of education services offerings for the Baltics and Finland.

Qlik Sense Courses

- [Create Visualizations with Qlik Sense](#)
- [Data Modeling for Qlik Sense](#)
- [Deploy and Administer Qlik Sense](#)
- [Deploy and Administer Qlik Sense for SaaS](#)
- [Create Reports with Qlik NPrinting](#)
- [Advanced Topics in Design and Development](#)

Qlik Data Integration

- [Qlik Replicate](#)
- [Qlik Compose](#)

QlikView Courses

- [QlikView Designer](#)
- [QlikView Developer](#)

Qlik trainings

Qlik Sense Courses

Qlik | THE INFOTRUST



Create Visualizations with Qlik Sense

Create Visualizations with Qlik Sense, a scenario-based course, addresses the fundamentals required to enable you for self-service visualization and discovery.

The course combines demonstrations and hands-on exercises to teach the essential concepts for designing beautiful and effective Qlik Sense visualizations and guided stories.

Additionally, you will look in depth at the different visualizations and select the appropriate one for your data and the type of questions you need to answer.

Visit our [website](#) for more information.

Class Type and Duration

- Instructor led or Virtual Instructor led
- 2 days

Course Prerequisites

- [Building an app tutorial](#)
- Recommended: Understanding Data Principles

Audience

- Business Analysts
- Data Architects

Skills Learned

- Analyzing data with Qlik Sense
- Preparing data for analysis
- Introducing visualizations
- Working with other visualizations and properties
- Controlling data selections
- Storytelling and finalizing the app Course Outline
- Build Qlik Sense dashboards and create guided stories to share your insights.
- Look in depth at the different visualizations available in Qlik Sense and learn how to select the appropriate visualization/s to answer your data questions.
- Perform advanced analysis in a Qlik Sense app.
- Identify data types and explain how they are interpreted as visualizations.
- Design and create visualizations, based on user-centered workflows, for others to use.
- Discuss concepts of data visualization and how they are implemented in Qlik Sense.
- Identify best practices for Qlik Sense visualization design.
- Share insights with Qlik Sense guided storytelling.
- Explain how Qlik Sense's responsive design enables developing multi-screen design.
- Prepare the apps and share them with others.

Course Outline

- Analyzing data with Qlik Sense
- Preparing data for analysis
- Introducing visualizations
- Working with other visualizations and properties
- Controlling data selections
- Storytelling and finalizing the app



Data Modeling for Qlik Sense

Data Modeling for Qlik Sense is a technical course for you to learn to develop a coherent data model in Qlik Sense by loading and transforming multiple data sources.

With information, tools, techniques, and exercises, this course includes topics dealing with: maintaining data connections, transforming source data, architecting data models, optimizing for performance, and application development on Qlik Sense Enterprise.

NOTE: *The course objectives for this course closely align with the QlikView Developer course. You do not need to take this course if you have already taken the QlikView Developer course.*

Visit our [website](#) for more information.

Class Type and Duration

- Instructor led or Virtual Instructor led
- 3 days

Course Prerequisites

- Recommended: [Create Visualizations with Qlik Sense](#)
- Database and SQL query knowledge
- Recommended: Understanding Data Principles

Audience

- Business Analysts
- Data Architects

Skills Learned

- Create a data model in Qlik Sense
- Use the Data Load Editor and the Data Manager
- Create and maintain data connections
- Resolve data structure issues and script errors
- Transform data for better performance
- Discuss synthetic keys and circular references
- Add dimensions and measures to the master library
- Add simple visualizations with Qlik Sense

Course Outline

- Modeling data with Qlik Sense
- Sourcing and loading data
- Resolving common modeling issues
- Generating data
- Combining tables
- Handling advanced modeling challenges
- Developing and Debugging
- Applying finishing touches
- Exploring security and advanced concepts

Deploy and Administer Qlik Sense

Deploy and Administer Qlik Sense is a technical course that provides you with the information, tools, techniques, and skills necessary to deploy, set up, configure, and maintain Qlik Sense Enterprise on a Windows platform.

In addition, you will explore security architecture configurations, load balancing, and single sign-on methods.

Take advantage of Qlik Sense's enterprise-class governance capabilities for ensuring quality, accuracy, and security of data and analytics.

Visit our [website](#) for more information.

Class Type and Duration

- Instructor led or Virtual Instructor led
- 2 days

Course Prerequisites

- Fundamental knowledge of IT business systems and operations
- Knowledge of Windows Server OS, Active Directory (or other user directory service)
- Basic system security awareness
- Understanding of Qlik Sense or QlikView recommended

Audience

- System Administrators or Enterprise Architects

Skills Learned

- Understand deployment plan requirements
- Understand Qlik's cloud offerings
- Deploy single and multi-node configurations
- Install Qlik Sense Enterprise on Windows with shared persistence
- Explore the Qlik Management Console (QMC)
- Add and manage users
- Understand Qlik Sense licensing model
- Configure user license access
- Import and manage apps and extensions
- Review and manage app objects
- Create and manage streams
- Create tasks for app reloads and user import
- Understand Qlik Sense Enterprise security
- Manage and audit system security
- Understand data security with section access
- Configure virtual proxies
- Manage data connections
- Explain various methods for load balancing
- Manage multiple schedulers
- Discuss single sign-on concepts
- Monitor and troubleshoot typical system issues

Course Outline

- Business case
- Server Components
- Single and multi-node architecture
- Qlik Sense install and the QMC
- Import and manage users Apps, extensions, objects, streams and tasks
- Proxies & virtual proxies
- Schedulers
- Qlik Sense security
- Data connections and data security
- Load balancing
- Single sign

Deploy and Administer Qlik Sense for SaaS

Deploy and Administer Qlik Sense for SaaS is a technical course that gives you the information, tools, techniques, and skills necessary to deploy, set up, configure, and maintain a Qlik Sense Enterprise environment hosted by Qlik Cloud Services.

Explore single sign-on using an identity provider to maintain and manage identity information for principals while providing authentication services. Automate data transfer from on-premise to Qlik Sense SaaS. Collaborate with business users using shared or managed spaces utilizing Qlik Sense's enterprise-class governance capabilities for ensuring quality, accuracy, and security of data and analytics.

Visit our [website](#) for more information.

Class Type and Duration

- Instructor led or Virtual Instructor led
- 2 days

Course Prerequisites

- Fundamental knowledge of IT business systems and operations
- Knowledge of 3rd party identity providers; Awareness of using API keys for system integration
- Understanding of Qlik Sense or QlikView recommended

Audience

- System Administrators

Skills Learned

- Understand Qlik Sense differences between editions cloud
- Explore the cloud hub
- Understand user roles and permissions
- Explore integration of an Identity Provider
- Explore the Management console
- Understand how to utilize Spaces
- Review how to publish apps
- Review how to host QlikView documents
- Understand how to host external files via generic links
- Review email server setup
- Understand how to setup Alerts and Subscriptions
- Extend Qlik Sense capabilities with Webhooks
- Review how to upload on-premise data with Qlik Data Transfer (QDT)
- Utilize the Qlik-cli to perform administration functions
- Understand performance and optimization with the App Analyzer

Course Outline

- Qlik Sense Cloud Editions
- System Administration Overview
- Space and App Management
- Extending Qlik Sense
- Advanced Administration and App Analyzer

Create Reports with Qlik NPrinting

The Create Reports with Qlik NPrinting course is intended for business analysts who need to be able to build and distribute static reports based on QlikView or Qlik Sense products.

The course will cover: Web Console configuration, generation of reports (QlikView and Qlik Sense), NewsStand environment, report distribution options, and user access management.

Visit our [website](#) for more information.

Class Type and Duration

- Instructor led or Virtual Instructor led
- 1 day

Course Prerequisites

- Familiar with generic QlikView or Qlik Sense application design

Audience

- Business Analysts

Skills Learned

- Explain how Qlik NPrinting fits within the Qlik portfolio.
- Explain the product components and architecture.
- Describe the installation process (to provide context).
- Configure Qlik NPrinting Web Console.
- Create Qlik NPrinting Apps and data connections.
- Develop reports based on single and multiple sources from both QlikView and Qlik Sense.
- Apply filters and conditions to Qlik NPrinting reports.
- Manage recipients and distribute reports in multiple ways.
- Create users and security roles.
- Distribute reports with data reduction based on recipients.

Course Outline

Qlik NPrinting overview

- Introduction to Qlik NPrinting
- Qlik NPrinting process flows

Report development

- PowerPoint reports
- Word reports
- Excel reports
- PixelPerfect reports
- HTML reports
- Filters and other reports

Report access and distribution

- Publishing reports
- Security (Optional)

Advanced Topics in Design and Development

Are you ready to take your skills to the next level? Advanced Topics in Design and Development is a specialized course that discusses advanced technical concepts including: applying expressions and functions, writing data load script, and data modeling strategies.

It provides hands-on examples and demonstrates how these concepts can be applied to various business cases.

Visit our [website](#) for more information.

Class Type and Duration

- Instructor led or Virtual Instructor led*
- 2 days

Course Prerequisites

- Fundamental knowledge of the Qlik products (QlikView or Qlik Sense) and their related concepts.
- Basic understanding of the Qlik script, Qlik expressions, and functions.
- It is recommended that the students have also attended the business analyst and/or data architect core courses.
- Proficient with building applications, creating dashboards, and performing basic ETL transformations using the data load script.
- At least six months experience working with Qlik as a business analyst or data architect

Audience

- Business Analysts
- Data Architects

Skills Learned

- Implement front-end solutions with advanced Qlik expressions and calculations.
- Perform advanced set analysis operations, using advanced search expressions and element functions.
- Perform comparative analysis using alternate states.
- Use advanced Qlik functions and visualizations to perform Pareto (ABC), Basket, and Monte Carlo analyses.
- Explain inter-record functions and manual accumulations.
- Apply clustering and classification techniques to perform sales analysis Use advanced Qlik scripting techniques to resolve data load issues.
- Use loops and nested loops to load and analyze multiple files.
- Apply multiple Load prefixes in various analysis case examples.
- Transform the data model by applying subroutines to allow script reusability.
- Create multiple QVD layers.
- Optimize the data load process by applying incremental loads.
- Explain and apply debug processes.
- Use system error variables for debugging purposes.
- Discuss advanced technical concepts and solutions in real life scenarios.

Course Outline


Advanced set analysis

- Comparative analysis
- Advanced calculations
- Advanced transformations in script
- Incremental loads and QVDs
- Debugging and troubleshooting

Qlik trainings

Qlik Data Integration Courses

Qlik | THE INFOTRUST



Qlik

Replicate

Qlik Replicate will provide a comprehensive introduction to the Qlik Replicate product, implementation considerations as well as ongoing operational know-how.

This includes an overview of the product GUI, prerequisites for installation, configuring tasks, applying transformations, setting up notifications, using APIs, and monitoring the environment.

Available upon request.

[Please contact us.](#)

Class Type and Duration

- Instructor-Led Training

Course Prerequisites

- None

Audience

- Data Architects
- Database Administrators
- Data Analysts



Course Outline

Qlik Replicate

- Qlik Replicate Overview
- Installing Qlik Replicate and Understanding the Data Folder
- Create a Source Endpoint in Qlik Replicate
- Create a Target Endpoint with Qlik Replicate
- Understanding Tasks and Task Settings in Qlik Replicate
- Understanding Transformations in Qlik Replicate
- Understanding Error Handling in Qlik Replicate
- Learn about Control Tables in Qlik Replicate
- Explore Data Types in Qlik Replicate
- Examine Notifications and the Job Scheduler in Qlik Replicate
- Explore Log Stream
- Logging and Troubleshooting Qlik Replicate

Qlik Compose

Qlik Compose will provide an introduction to the Qlik Compose product and its capabilities.

This includes installation prerequisites, connection and authorization setup, reviewing the data model, defining mappings and any transformation needed.

Also includes operational topics such as scheduling and monitoring.

Available upon request.
[Please contact us.](#)

Class Type and Duration

- Instructor-Led Training

Course Prerequisites

- None

Audience

- Data Architects
- Database Administrators
- Data Analysts



Course Outline

Qlik Replicate

- Getting Started with Qlik Compose
- Qlik Compose for Data Warehouses
- Qlik Compose for Data Lakes
- Advanced Practice
- Additional Labs

Qlik trainings

QlikView Courses

Qlik | THE INFOTRUST



QlikView Designer

Having the knowledge and understanding of the critical concepts and design components needed to create a QlikView document is essential to building effective and powerful QlikView documents.

QlikView Designer is a scenario based course that utilizes a business case scenario to lead the participant through the processes and steps needed to build a QlikView document.

The course is a combination of lecture/demonstration followed by hands-on activities.

Available upon request.
[Please contact us.](#)

Class Type and Duration

- Instructor led or Virtual Instructor led
- 2 days

Course Prerequisites

- Basic knowledge of computer concepts
 - Knowledge of Key Performance Indicators
- Recommended:
Understanding Data Principles

Audience

- Business Users
- Business Analysts
- Data Architects

Skills Learned

- Demonstrate basic knowledge of a QlikView data model in QlikView
- Explain how to best layout and design your QlikView application
- Explain basic use of QlikView sheet objects
- Identify, based on data provided, which chart will provide the best visual representation of data to the user

Course Outline

- Get Started with QlikView
- The ABC Sales Application
- The data model
- Sheets, filters and navigation
- Foundations of a powerful user interface
- Discovering charts
- Data Model Viewer
- Using WebView
- Advanced features
- Build the app
- Creating reports
- Other spreadsheet objects

QlikView Developer

QlikView Developer is a must if you are building QlikView applications. Knowledge of the data model, creation of the proper data connections and scripting fundamentals are critical to creating QlikView applications that provide your organization with powerful business discovery tools.

QlikView Developer provides you with an opportunity to learn by doing through a series of lectures and hands-on exercises focused on developing QlikView applications. Beginning with the QlikView environment and covering topics such as data modeling, synthetic keys and how to use the script editor, the Developer course will prepare you to take your QlikView applications to the next level.

The course concludes with a business case where you can practice your skills in building a QlikView application from the beginning using identified key performance indicators.

Available upon request.
[Please contact us.](#)

Class Type and Duration

- Instructor led or Virtual Instructor led
- 3 days

Course Prerequisites

- Recommended: [QlikView Designer](#)
- Recommended: Understanding Data Principles

Audience

- Business Analysts
- Data Architects

Skills Learned

- Create a data model in QlikView
- Build a QlikView application
- Resolve data structure issues
- Access the Debugger
- Define the advanced uses of the script editor
- Use Transformative Functions in the script
- Discuss Synthetic Keys

Course Outline

- Development & Deployment
- Connect, select and load
- Loading data from the database
- Synthetic keys
- Basic data model and Table Viewer
- Adding text data
- Basic data transformation
- Generating data in QlikView script
- Scripting considerations
- Master calendar
- Mapping tables
- Data model optimization
- Scripting and data model challenges
- Loading budget data
- Advanced calculations in sheet objects
- Metadata
- QlikView data (Qvd) files
- Performance optimization
- QlikView security



To learn more about our education offerings here ▶



Find Qlik trainings calendar here ▶

Please contact for additional information:

- ✉ vilnius@theinfotrust.com (LT, EN)
- ✉ riga@theinfotrust.com (LV, EN)
- ✉ helsinki@theinfotrust.com (EN)

The Infotrust, Qlik Master Reseller Partner. Authorised Trainings Partner.

www.theinfotrust.com

